

# Equipment Hiring System

This service allows users to

1. Submit a new Request for Equipment Hiring in Port's 7 meter Quay Berth.
2. View & edit pending requests for equipment hiring.
3. Search the request by date OR by request No.

## Main Menu:

This is the main menu of the Equipment Hiring Request System.

<b>☰ Equipment Hiring</b>
<a href="#">Add New Request</a>
<a href="#">View/Edit/Pending Request</a>
<a href="#">Reports</a>

## Add New Request:

In Add New Request form user can send the online request for Equipment Hiring in Port's 7 meter Quay Berth. User should specify what equipments, in which quantity and from when to when they require. Reference No means job no.

**Equipment Hiring System**  
New Request

Reference No

Work Description

Vessels Serviced

No of Lifts

Cargo Quantity  Ton

Remarks

Request Date/Time From:   To:   ⚠

**RESOURCE DETAIL**

Resource	Quantity	Add Row
<input type="text" value="Select a Resource"/>	<input type="text" value="0"/>	<input type="button" value="Add Row"/>

**JOB DETAIL**

Seq No	From	VIA	To	Description	Add Row
1	<input type="text"/>	<input type="text"/>	<input type="text"/>	<input type="text"/>	<input type="button" value="Add Row"/>

Users can add resource detail and job details by clicking on Add Row button and he/she can delete any resource and any job by clicking on delete icon

RESOURCE DETAIL					
Resource		Quantity		Add Row	
BELT SLING 20 TONS		0		Add Row	
Select a Resource		0		Delete	













  

JOB DETAIL					
Seq No	From	VIA	To	Description	Add Row
1					Add Row
2					Delete













[Submit Request](#)

## [View/Edit/Pending request](#)

In this menu users can see all pending equipment hiring request lists. Users can print the request detail by clicking on the print icon. He/she can delete the request by clicking on the delete icon.

Rq-No	Ref No	Work-Description	From-Date	Actions
2015102323	4	Crane to load/offload spares/stores pof_admin Requested on 22-Nov-2015 01:57 PM	22-Nov-2015 13:57	   
2015102391	5	Crane and Forklift to load/offload Spares/stores pof_admin Requested on 23-Nov-2015 09:13 AM	23-Nov-2015 09:14	   
2015102392	6	Crane and Forklift to load/offload Spares/stores pof_admin Requested on 23-Nov-2015 09:14 AM	23-Nov-2015 09:15	   

- Users can search for any request by entering the request number

Rq-No	Ref No	Work-Description	From-Date	Actions
2015102323	4	Crane to load/offload spares/stores pof_admin Requested on 22-Nov-2015 01:57 PM	22-Nov-2015 13:57	   
2015102391	5	Crane and Forklift to load/offload Spares/stores pof_admin Requested on 23-Nov-2015 09:13 AM	23-Nov-2015 09:14	   
2015102392	6	Crane and Forklift to load/offload Spares/stores pof_admin Requested on 23-Nov-2015 09:14 AM	23-Nov-2015 09:15	   

- Users can view the Request Detail by clicking on the work description or on Rq. No or by clicking on the view icon.

View Equipment Hiring Details
Print

Reference No	6	Work Description	Crane and Forklift to load/offload Spares/stores
Vessels Serviced		No of Lifts	5
Cargo Quantity	5.00	Remarks	
Request Date/Time	From date: <span style="color: blue;">23-Nov-2015 09:15</span> To date: <span style="color: blue;">23-Nov-2015 09:15</span>		

Resources Detail

10 ▾

Resource	Quantity
RAMP	6

Showing 1 to 1 of 1 entries
Previous 1 Next

Jobs Detail

10 ▾

Seq No	From	VIA	To	Description
1	gate	1	marin	delivary

Showing 1 to 1 of 1 entries
Previous 1 Next

- Users can update the request by clicking on the Edit icon.

Equipment Hiring System  
Edit Request

Reference No:

Work Description:

Vessels Serviced:

No of Lifts:

Cargo Quantity:  Ton

Remarks:

Request Date/Time: From:   To:   ⚠

RESOURCE DETAIL

Resource	Quantity	Add Row
<input type="text" value="CONTAINER RAMP"/>	<input type="text" value="4"/>	<input type="button" value="Add Row"/>

JOB DETAIL

Seq No	From	VIA	To	Description	Add Row
1	<input type="text" value="r"/>	<input type="text" value="r"/>	<input type="text" value="r"/>	<input type="text" value="r"/>	<input type="button" value="Add Row"/>

## Reports:

In Reports, users can search work orders by date and by Request No.

Search by Date  
Search Work Order Reports

From Date :

To Date :

Status:

Search by Request No  
Search Work Order Reports

From Req No :

To Req No :